

天主教露德聖母幼稚園
Our Lady of Lourdes Catholic Kindergarten
2019-2020 年度下學期高班小任務活動(八)
Simple Learning Task Activity (8) for K3 - Second Term

姓名: _____

Name

日期: _____

Date

親子小任務: 小食嚐試

老師邀請家長與幼兒一起製作「鮮果雪糕三明治」, 完成後, 將製作小食的過程, 透過不同的方式, 如: 繪圖、相片或文字記錄在工作紙上, 待復課後, 將「鮮果雪糕三明治」工作紙貼於課室的壁報版上展示, 並請幼兒在課堂分享自己的作品。

Simple Learning Task : Snack recipes for kids

Please make the following healthy and delicious snack with your child (Fruit ice cream sandwich). After finishing the snack, you could record the snack making process using either pictures, photos or words. The worksheet will be posted on the board in the classroom and children will be invited to share their work with others when back to school

鮮果雪糕三明治

材料:

蘋果
雜莓
香蕉

程序:

1. 把香蕉雪凍
2. 把蘋果切成薄片
3. 把雜莓和雪凍的香蕉放進攪拌機打至細滑, 就完成雪糕了!
4. 完成後, 把雪糕夾在兩片蘋果的中間便可



Fruit's ice cream sandwich

Ingredients:

Apple
Berries
Banana

Instructions:


1. Freeze the banana
2. Thinly slice the apple and then add to the salt water (This will stop the apple browning as you prepare other ingredients)
3. For the fruit ice cream, put the berries and banana into the blender and blend until smooth
4. Add a scoop of fruit ice cream onto an apple slice and top with a second apple slice.





鮮果雪糕三明治紀錄工作紙

DIY fruit ice cream sandwich worksheet



日期：_____

有趣的部首

部首：(雨)

灬 → 雨 → 雨 → 雨 → 雨

請把以下利用部首(雨)字的字詞圈出來。

例：

電

安

雲

雪

寫

雷

請 **雨** 字作部首，並在方格上寫上正確的字詞。

例： 電	雨	雨
雨	雨	雨

<u>霞</u>	震	<u>雹</u>	雷
雷	雲		雪

A boat trip

Date: _____

1. Vocabulary.

boat trip

helicopter

2. Read the sentences with your parents.

Jack and his family are
on a boat trip.

I see a helicopter.

3. Write the missing words to complete the sentence then draw a picture.

↑

↑

Jack and his family are on a

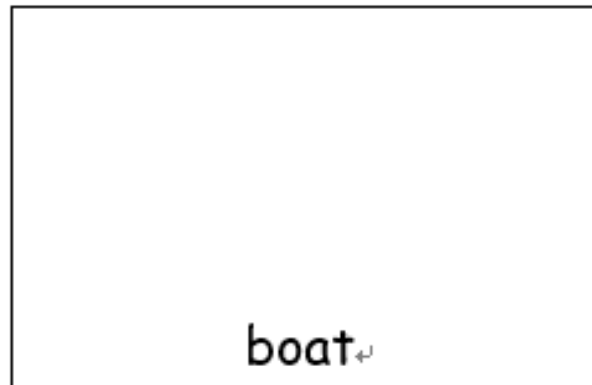
_____.

↑

↑

↑

↑



I see a _____.

↑

↑

↑



↑

一.請在空格內寫(1-20)的單數

Please write down all the odd numbers from 1-20 in the boxes.

1	3	5	7	9	11	13	15	17	19
---	---	---	---	---	----	----	----	----	----

--	--	--	--	--	--	--	--	--	--

--	--	--	--	--	--	--	--	--	--

--	--	--	--	--	--	--	--	--	--

--	--	--	--	--	--	--	--	--	--

--	--	--	--	--	--	--	--	--	--

--	--	--	--	--	--	--	--	--	--

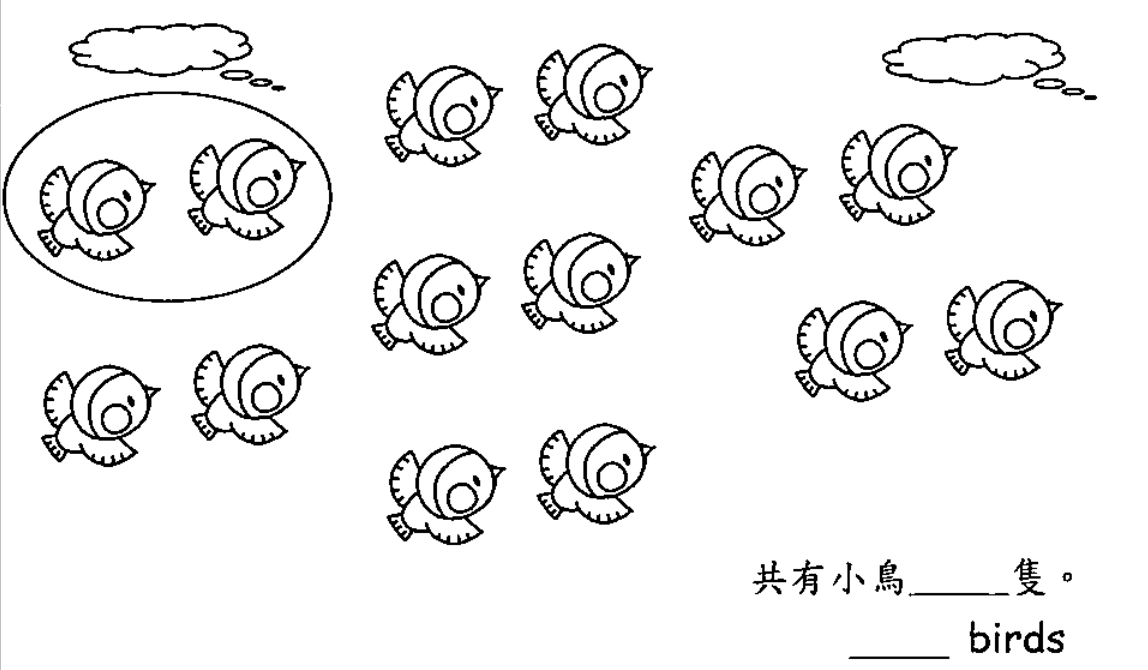
--	--	--	--	--	--	--	--	--	--

日期：

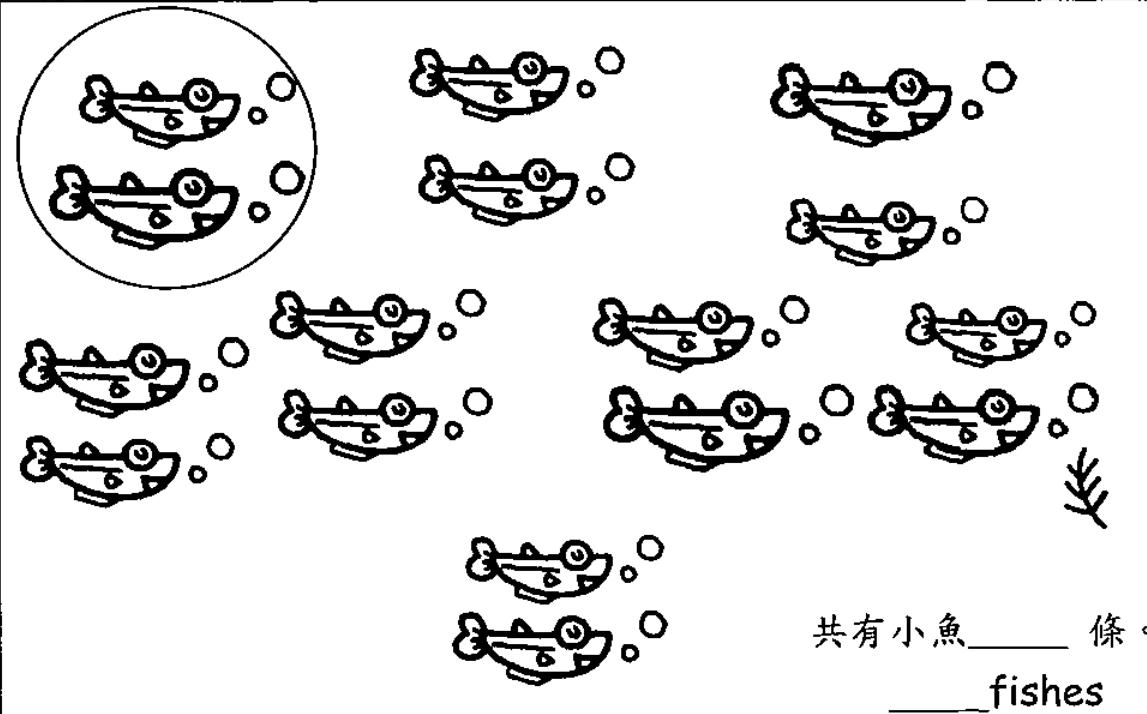
Date: _____

二. 請依指示以 2 個一數的方式把圖畫圈起來，然後把答案寫在橫線上。

Please circle the pictures in groups of two and write down the correct answers.



共有小鳥 _____ 隻。
_____ birds



共有小魚 _____ 條。
_____ fishes

姓名：_____


日期：_____

Name

「耶穌教你齊抗疫」 填色小冊子

"Learn how to be healthy from Jesus"

Colouring booklet





各位小朋友：

雖然你年紀小小，但仍可與全香港市民一起對抗疫情。讓我們向耶穌大哥哥學習抗疫小貼士，為家人和全香港出一分力吧！

Hello everyone,

We can fight the virus together even though you are young. Let us learn from Jesus how to fight the virus!



你想跟耶穌大哥哥說些甚麼嗎？可寫或畫在下面。

You can draw or write down what you want to say to Jesus.

Wash your hands regularly



你想跟耶穌大哥哥說些甚麼嗎？可寫或畫在下面。

You can draw or write down what you want to say to Jesus.

記得戴口罩



Remember to wear a mask

你想跟耶穌大哥哥說些甚麼嗎？可寫或畫在下面。

You can draw or write down what you want to say to Jesus.

Get enough rest



你想跟耶穌大哥哥說些甚麼嗎？可寫或畫在下面。

You can draw or write down what you want to say to Jesus.



你想跟耶穌大哥哥說些甚麼嗎？可寫或畫在下面。
You can draw or write down what you want to say to Jesus.

E-learning at home

網


上

學
習



你想跟耶穌大哥哥說些甚麼嗎？可寫或畫在下面。

You can draw or write down what you want to say to Jesus.



你想跟耶穌大哥哥說些甚麼嗎？可寫或畫在下面。

You can draw or write down what you want to say to Jesus.



你想跟耶穌大哥哥說些甚麼嗎？可寫或畫在下面。

You can draw or write down what you want to say to Jesus.

Two boxes of masks for you!



2盒
thx
!

你想跟耶穌大哥哥說些甚麼嗎？可寫或畫在下面。

You can draw or write down what you want to say to Jesus.



我們一起同心
戰勝病菌!

Let's defeat the virus

together!

